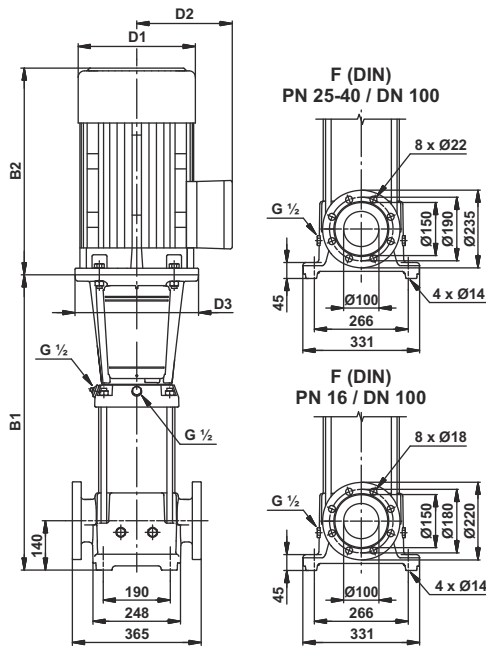


Technical Data

LCR 64

Vertical multistage centrifugal pumps

Performance Chart



Pump Type	H.P.	kW	Q l/min m ³ /h	n = 2900 rpm					
				666.7	833.3	1000.0	1083.4	1166.7	1333.4
				40.0	50.0	60.0	65.0	70.0	80.0
LCR 64/1-1	5.50	4.00	H mts.	19	17	14	13	12	8
LCR 64/1	7.50	5.50		27	25	22	21	20	17
LCR 64/2-2	10.0	7.50		38	36	32	30	26	20
LCR 64/2-1	15.0	11.0		46	43	39	37	36	29
LCR 64/2	15.0	11.0		53	50	46	44	42	37
LCR 64/3-2	20.0	15.0		65	61	56	53	50	41
LCR 64/3-1	20.0	15.0		72	68	62	59	56	47
LCR 64/3	25.0	18.5		81	76	71	68	65	57
LCR 64/4-2	25.0	18.5		92	87	79	75	70	60
LCR 64/4-1	30.0	22.0		100	95	87	82	77	66
LCR 64/4	30.0	22.0		108	102	94	90	85	75
LCR 64/5-2	40.0	30.0		122	115	105	100	94	81
LCR 64/5-1	40.0	30.0		130	123	113	108	102	88
LCR 64/5	40.0	30.0		137	130	120	115	109	96
LCR 64/6-2	40.0	30.0		148	140	129	123	116	99
LCR 64/6-1	50.0	37.0		156	149	137	131	124	108
LCR 64/6	50.0	37.0		164	156	144	138	131	116
LCR 64/7-2	50.0	37.0		176	167	154	146	138	120
LCR 64/7-1	50.0	37.0		183	174	161	154	145	128
LCR 64/7	60.0	45.0		194	185	172	165	157	138
LCR 64/8-2	60.0	45.0	206	195	181	173	163	141	
LCR 64/8-1	60.0	45.0	214	203	188	180	170	148	

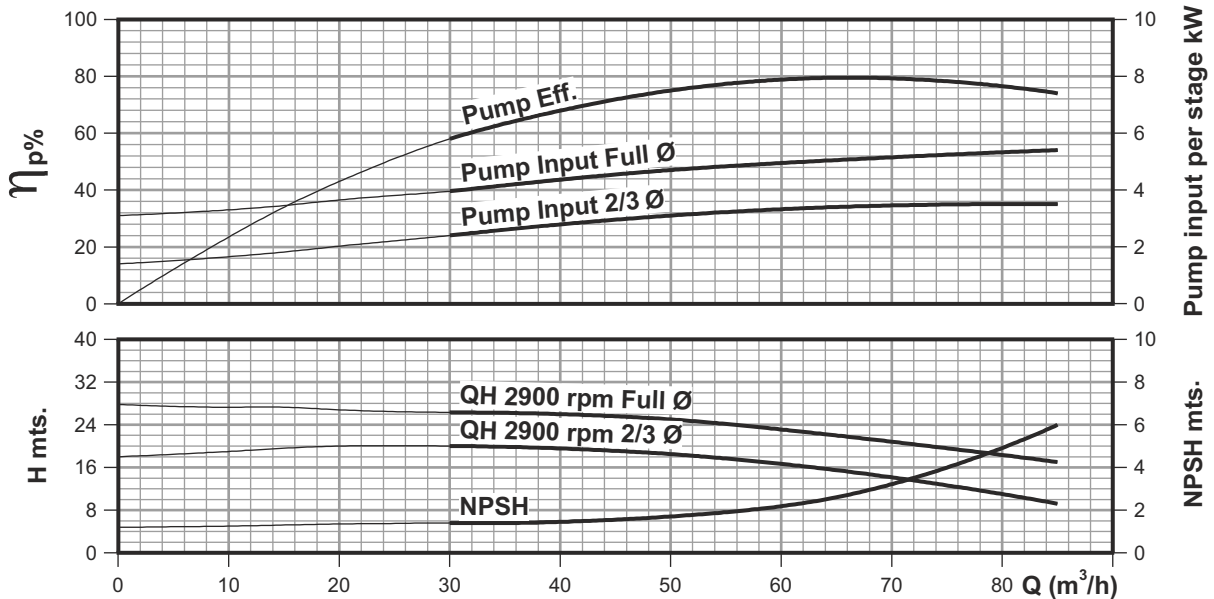
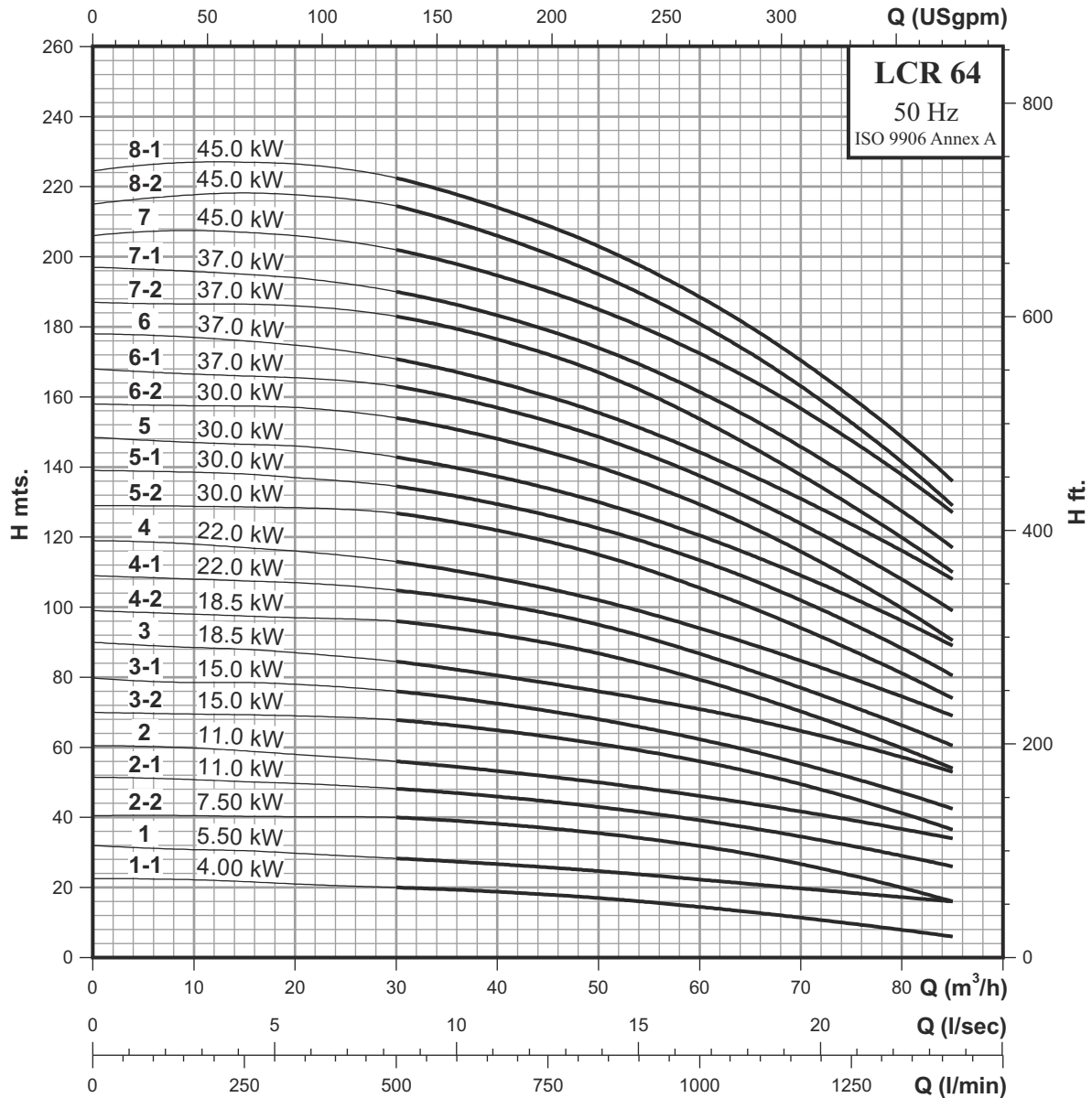
Dimensions & Weights of LCR Pump

Pump type	Dimensions [mm]					Net weight [kg]	Gross weight [kg]	Gross volume [m ³]
	DIN flange		D1	D2	D3			
	B1	B1+B2						
LCR 64/1-1	561	911	220	150	158	91.0	149.0	0.3745
LCR 64/1	561	971	262	177	298	102.0	160.0	0.3745
LCR 64/2-2	644	1054	262	177	298	114.0	172.0	0.3745
LCR 64/2-1	754	1296	304	225	350	149.0	207.0	0.3745
LCR 64/2	754	1296	304	225	350	149.0	207.0	0.3745
LCR 64/3-2	836	1378	304	225	350	174.0	232.0	0.3745
LCR 64/3-1	836	1378	304	225	350	174.0	232.0	0.3745
LCR 64/3	836	1378	304	225	350	204.0	262.0	0.3745
LCR 64/4-2	919	1461	304	225	350	214.0	284.0	0.4495
LCR 64/4-1	919	1529	363	262	350	245.0	315.0	0.4495
LCR 64/4	919	1529	363	262	350	245.0	315.0	0.4495
LCR 64/5-2	1001	1647	415	300	400	316.0	386.0	0.4495
LCR 64/5-1	1001	1647	415	300	400	316.0	386.0	0.4495
LCR 64/5	1001	1647	415	300	400	316.0	386.0	0.4495
LCR 64/6-2	1084	1730	415	300	400	336.0	419.0	0.5370
LCR 64/6-1	1084	1787	415	300	400	356.0	439.0	0.5370
LCR 64/6	1084	1787	415	300	400	356.0	439.0	0.5370
LCR 64/7-2	1166	1869	415	300	400	376.0	459.0	0.5370
LCR 64/7-1	1166	1869	415	300	400	376.0	459.0	0.5370
LCR 64/7	1166	1875	442	325	450	440.0	523.0	0.5370
LCR 64/8-2	1249	1958	442	325	450	473.0	556.0	0.5370
LCR 64/8-1	1249	1958	442	325	450	473.0	556.0	0.5370

Performance Curves

Vertical multistage centrifugal pumps

LCR 64

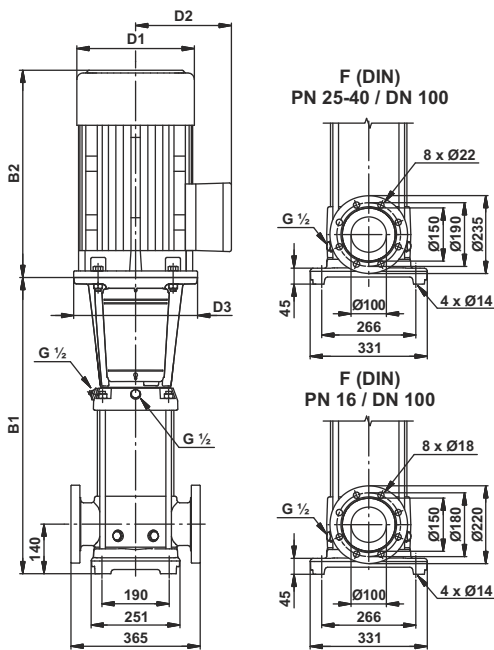


Technical Data

Vertical multistage centrifugal pumps

LCRI, LCRN 64

Performance Chart



Pump Type	H.P.	kW	Q l/min m ³ /h	n = 2900 rpm					
				666.7	833.3	1000.0	1083.4	1166.7	1333.4
				40.0	50.0	60.0	65.0	70.0	80.0
LCRI, LCRN 64/1-1	5.50	4.00	H mts.	19	17	14	13	12	8
LCRI, LCRN 64/1	7.50	5.50		27	25	22	21	20	17
LCRI, LCRN 64/2-2	10.0	7.50		38	36	32	30	26	20
LCRI, LCRN 64/2-1	15.0	11.0		46	43	39	37	36	29
LCRI, LCRN 64/2	15.0	11.0		53	50	46	44	42	37
LCRI, LCRN 64/3-2	20.0	15.0		65	61	56	53	50	41
LCRI, LCRN 64/3-1	20.0	15.0		72	68	62	59	56	47
LCRI, LCRN 64/3	25.0	18.5		81	76	71	68	65	57
LCRI, LCRN 64/4-2	25.0	18.5		92	87	79	75	70	60
LCRI, LCRN 64/4-1	30.0	22.0		100	95	87	82	77	66
LCRI, LCRN 64/4	30.0	22.0		108	102	94	90	85	75
LCRI, LCRN 64/5-2	40.0	30.0		122	115	105	100	94	81
LCRI, LCRN 64/5-1	40.0	30.0		130	123	113	108	102	88
LCRI, LCRN 64/5	40.0	30.0		137	130	120	115	109	96
LCRI, LCRN 64/6-2	40.0	30.0		148	140	129	123	116	99
LCRI, LCRN 64/6-1	50.0	37.0		156	149	137	131	124	108
LCRI, LCRN 64/6	50.0	37.0		164	156	144	138	131	116
LCRI, LCRN 64/7-2	50.0	37.0		176	167	154	146	138	120
LCRI, LCRN 64/7-1	50.0	37.0		183	174	161	154	145	128
LCRI, LCRN 64/7	60.0	45.0		194	185	172	165	157	138
LCRI, LCRN 64/8-2	60.0	45.0	206	195	181	173	163	141	
LCRI, LCRN 64/8-1	60.0	45.0	214	203	188	180	170	148	

Dimensions & Weights of LCRI, LCRN Pump

Pump type	Dimensions [mm]					Net weight [kg]	Gross weight [kg]	Gross volume [m ³]
	DIN flange		D1	D2	D3			
	B1	B1+B2						
LCRI, LCRN 64/1-1	561	911	220	150	158	91.0	149.0	0.3745
LCRI, LCRN 64/1	561	971	262	177	298	102.0	160.0	0.3745
LCRI, LCRN 64/2-2	644	1054	262	177	298	114.0	172.0	0.3745
LCRI, LCRN 64/2-1	754	1296	304	225	350	149.0	207.0	0.3745
LCRI, LCRN 64/2	754	1296	304	225	350	149.0	207.0	0.3745
LCRI, LCRN 64/3-2	836	1378	304	225	350	174.0	232.0	0.3745
LCRI, LCRN 64/3-1	836	1378	304	225	350	174.0	232.0	0.3745
LCRI, LCRN 64/3	836	1378	304	225	350	204.0	262.0	0.3745
LCRI, LCRN 64/4-2	919	1461	304	225	350	214.0	284.0	0.4495
LCRI, LCRN 64/4-1	919	1529	363	262	350	245.0	315.0	0.4495
LCRI, LCRN 64/4	919	1529	363	262	350	245.0	315.0	0.4495
LCRI, LCRN 64/5-2	1001	1647	415	300	400	316.0	386.0	0.4495
LCRI, LCRN 64/5-1	1001	1647	415	300	400	316.0	386.0	0.4495
LCRI, LCRN 64/5	1001	1647	415	300	400	316.0	386.0	0.4495
LCRI, LCRN 64/6-2	1084	1730	415	300	400	336.0	419.0	0.5370
LCRI, LCRN 64/6-1	1084	1787	415	300	400	356.0	439.0	0.5370
LCRI, LCRN 64/6	1084	1787	415	300	400	356.0	439.0	0.5370
LCRI, LCRN 64/7-2	1166	1869	415	300	400	376.0	459.0	0.5370
LCRI, LCRN 64/7-1	1166	1869	415	300	400	376.0	459.0	0.5370
LCRI, LCRN 64/7	1166	1875	442	325	450	440.0	523.0	0.5370
LCRI, LCRN 64/8-2	1249	1958	442	325	450	473.0	556.0	0.5370
LCRI, LCRN 64/8-1	1249	1958	442	325	450	473.0	556.0	0.5370

Performance Curves

Vertical multistage centrifugal pumps

LCRI, LCRN 64

